

## Contents

Introduction from Chair	2
NCPVA Achievements	3
Allegations of Abuse against Vulnerable Adults Reported in Nottinghamshire	4
Breakdown of Notifications of Alleged Abuse	5
Quality Monitoring	6
Outcomes of Investigations in Nottingham and Nottinghamshire	7
Training	9
Telephone calls to the Adult Protection Unit	10
Expenditure	10

## Introduction and Welcome

Welcome to the 5th Annual Report of the Nottinghamshire Committee for the Protection of Vulnerable Adults (NCPVA). In response to so many of our readers' views for a condensed version I am delighted to offer you this document.

I hope that it fulfils your need for information yet is sufficiently concise. If this report stimulates your interest and you wish to learn more, a full report is available at [www.nottsadultprotection.org](http://www.nottsadultprotection.org), or by contacting the Adult Protection Unit (APU)

Graphs and raw data do not of course reveal the misery, suffering and pain brought to those who lie behind these statistics. All of the 778 people whose individual circumstances make up this report are citizens of Nottinghamshire and someone's mother, father, son or daughter, so remember; adult protection really is everybody's business.

**Malcolm Dillon**  
**Chair - NCPVA**

**Nottinghamshire Committee for the Protection of Vulnerable Adults (NCPVA)** is the multi agency committee who are responsible for promoting an effective framework of inter-agency working for the better protection of vulnerable adults by developing and monitoring the application of best practice.

**The Adult Protection Unit (APU)**, aims to be a 'centre of excellence' and expertise which informs and assists organisations in their responsibilities to protect vulnerable adults. In practice this is a strategic role and does not involve carrying out investigations.

## **NCPVA Achievements**

During the period of this report, April 2005 - March 2006, The Nottinghamshire Committee for the Protection of Vulnerable Adults (NCPVA) completed the following work:

- Pilot of Audit of Preparedness to look at the Safeguarding Adults Document which has resulted in the creation of audit tools to drive performance within organisations which will inform NCPVA of progress across health and social care communities
  
- Held a conference looking at the Mental Capacity Act and the Safeguarding Adults document to prepare for the implementation of the Association of Directors of Social Services Good Practice Guidance
  
- Reviewed three cases through the adult protection case review process and shared learning through the adult protection newsletter
  
- Facilitated two Black and Minority Ethnic Groups events to explore abuse and protection issues within minority groups
  
- Increased the training team by 13 members enabling the Training Coordinator to ensure consistency throughout the courses provided
  
- Worked towards making electronic social care records compatible with electronic records in the Adult Protection Unit and Nottinghamshire County Council
  
- Produced an additional, condensed annual report for distribution among staff and service users
  
- Continued to raise awareness resulting in a rise in the number of notifications of alleged abuse received by:
  - Producing and distributing 8,000 adult protection newsletters
  - Contributing to local initiatives to develop further multi-agency working
  - Producing and distributing 10,000 adult protection checklists and templates

## Allegations of Abuse against Vulnerable Adults Reported in Nottinghamshire

How many Notification Forms were Completed?

There was a 14% rise in the number of notifications received in comparison to 2004-2005

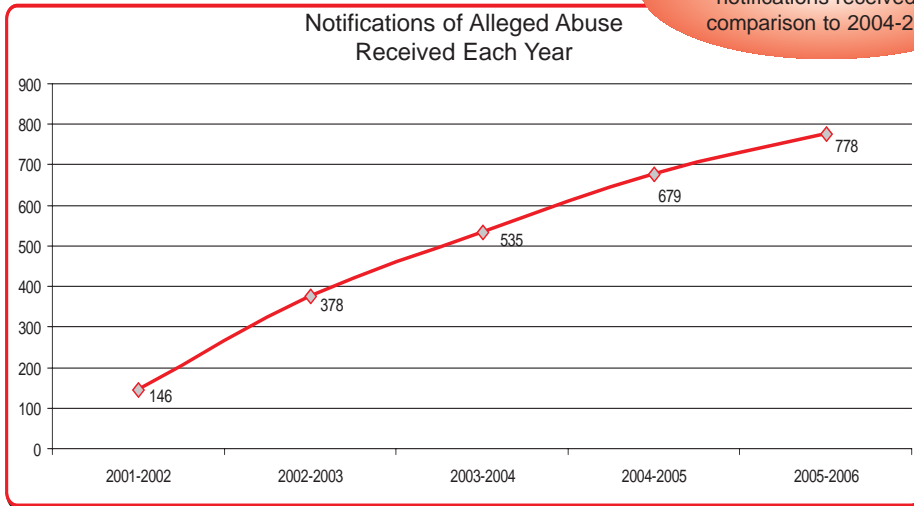


figure 1

Who Coordinated Investigations of Alleged Abuse?

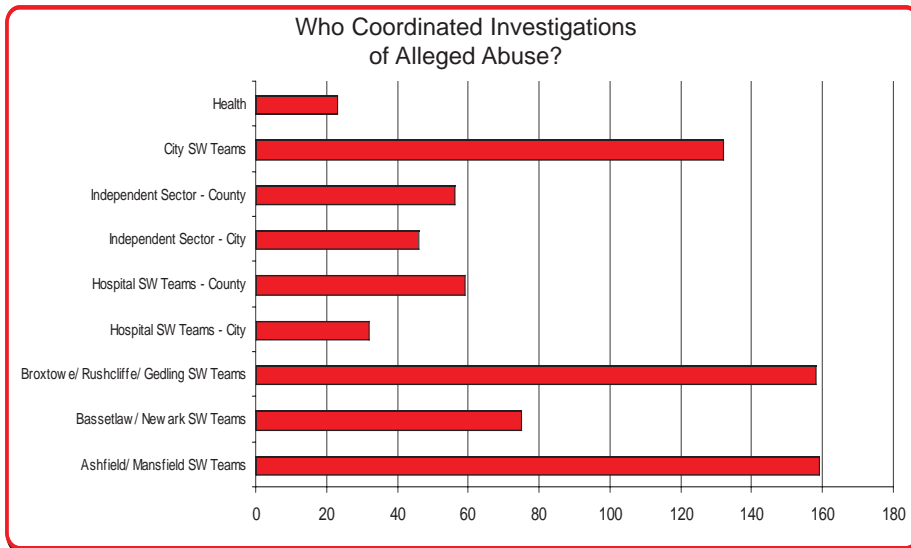


figure 2

## Breakdown of Notifications of Alleged Abuse

### Gender of Alleged Victims

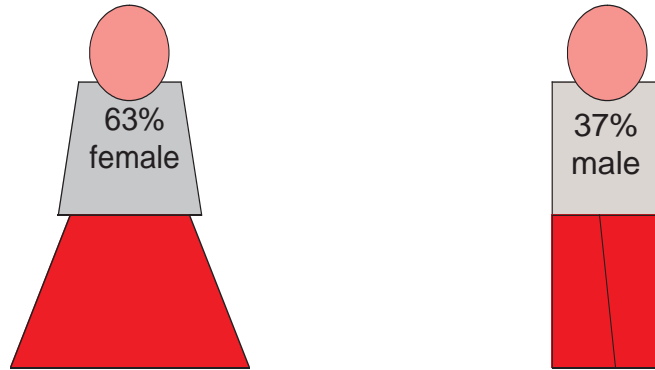


figure 3

### Service User Group

For the second year, there is a significant rise in reports of alleged abuse against people with a physical disability

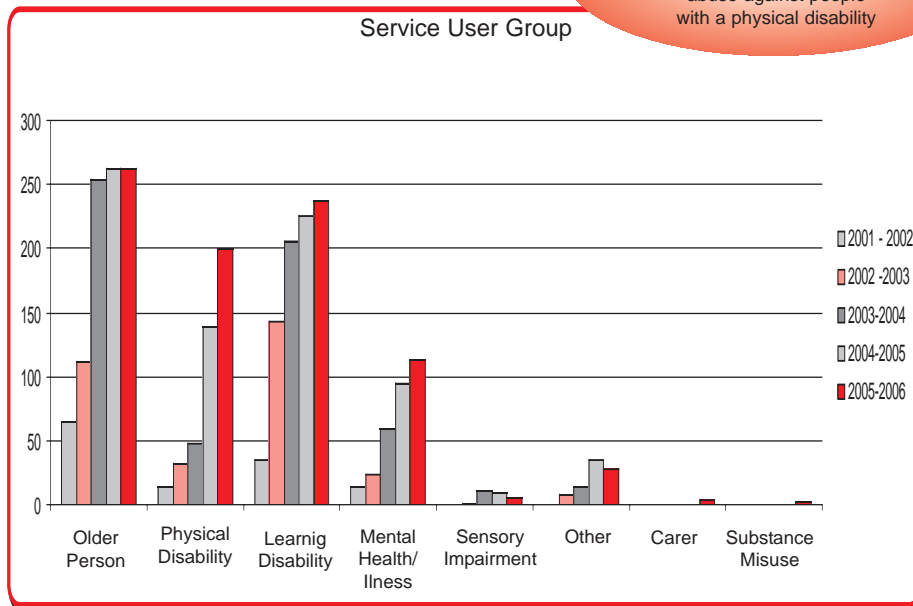


figure 4

## Category of Abuse

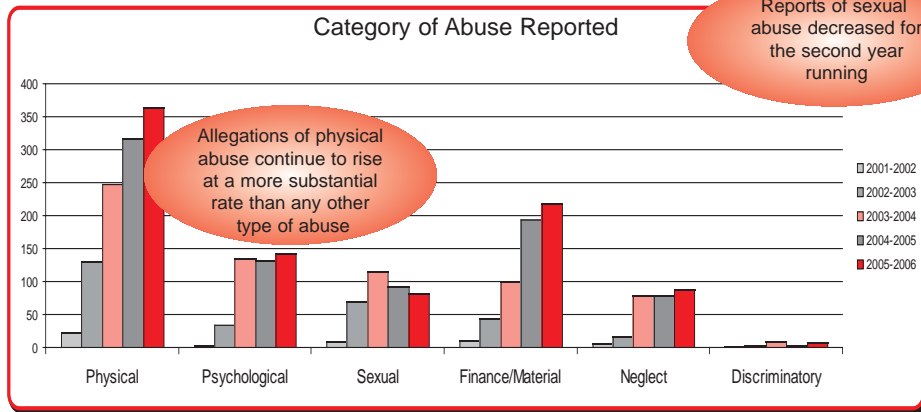


figure 5

## Alleged Perpetrators

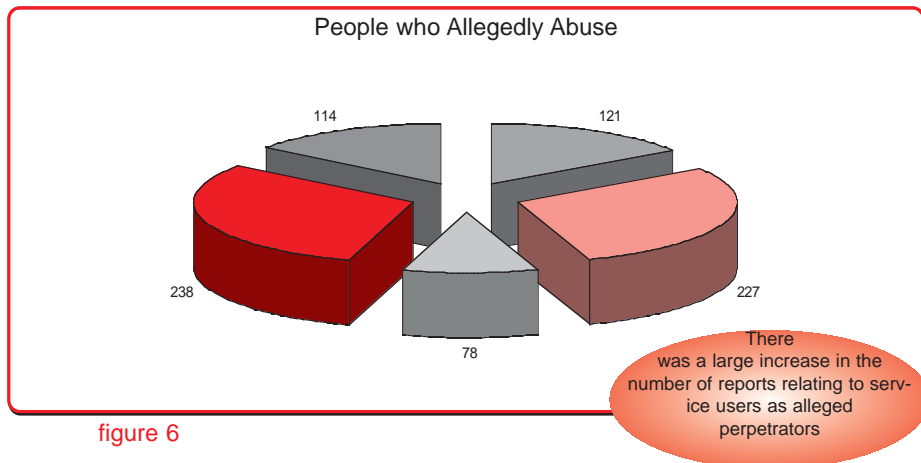


figure 6

## Quality Monitoring

The APU have implemented a quality monitoring system which enables us to monitor the number of notification forms which are completed incorrectly and reporting officers who do not follow the multi-agency policy and procedures. During 2005-2006:

- 101 forms were returned because they were completed incorrectly or an old form was used. Returns were for such things as not naming the Investigation Coordinator or not discussing the case with Social Services.

- 83 forms were returned or staff contacted because of a misinterpretation of the procedures such as the wrong Investigation Coordinator being nominated or Police not being involved when a clear crime had been committed.

## Outcomes of Investigations in Nottingham and Nottinghamshire

### Activities Undertaken During an Investigation

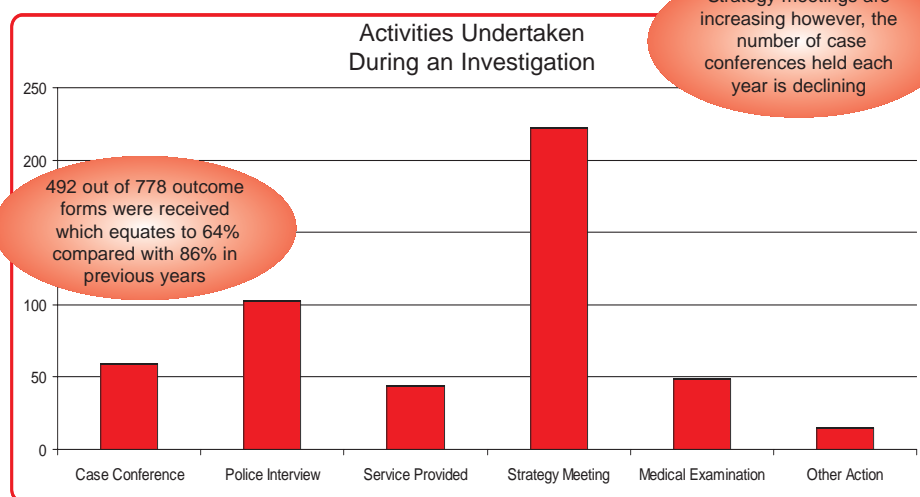


figure 7

### Outcomes of Investigations

Outcome	Number of Cases (total 492)
<i>Case Proven – The allegation has been substantiated.</i>	100
<i>Possible – We believe that the abuse has probably taken place but we are unable to evidence it.</i>	102
<i>Inconclusive – Despite thorough investigation we are unable to come to a conclusion.</i>	206
<i>Disproved – The allegation has been disproved; “It did not happen and we are able to evidence this”.</i>	84

figure 8

In 42% of situations, Investigation Coordinators were unable to reach a conclusion about whether abuse

## Activities Following an Investigation

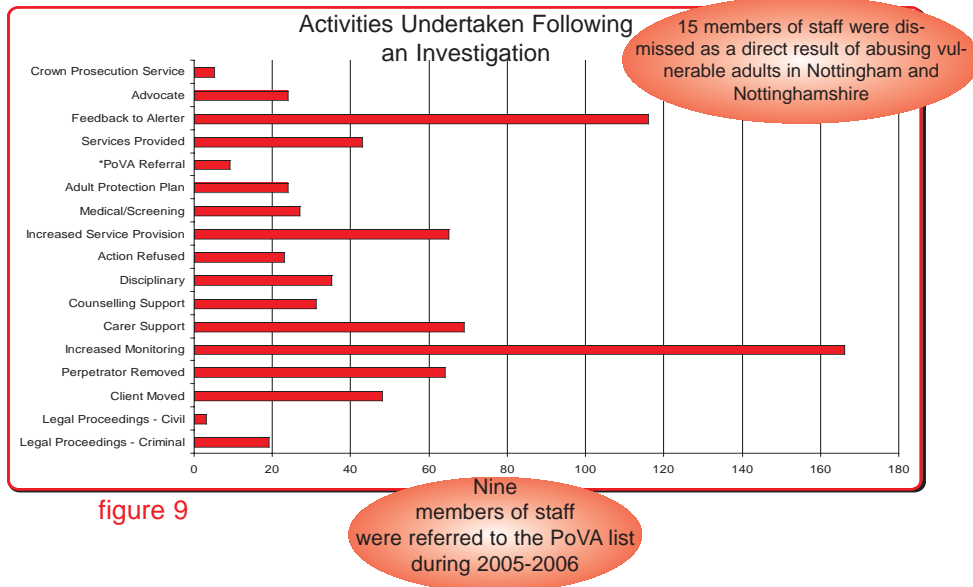


figure 9

\*PoVA is a workforce ban on those professionals who have harmed vulnerable adults in their care.

## Timescales

Task	Number of cases conforming	Percent of all cases
Alerting immediately	316	64%
Notification form within 5 days	337	68.5%
Communication to alerter within 10 days	338	68.5%
First visit made within 1 -3 days	296	60%
Investigation Plan drawn up with in 24 hours	216	44%
Investigation report within 10 days	200	40.5%

figure 10

## Training

### Understanding Adult Protection and Your Role

During 2005-2006, 611 people were offered places on the 'Understanding Adult Protection and Your Role' course.

There is a formula for the number of places available to each organisation per course which considers the amount of funding provided by agencies and resources. Full details of this can be found on our website at [www.nottsadultprotection.org](http://www.nottsadultprotection.org)

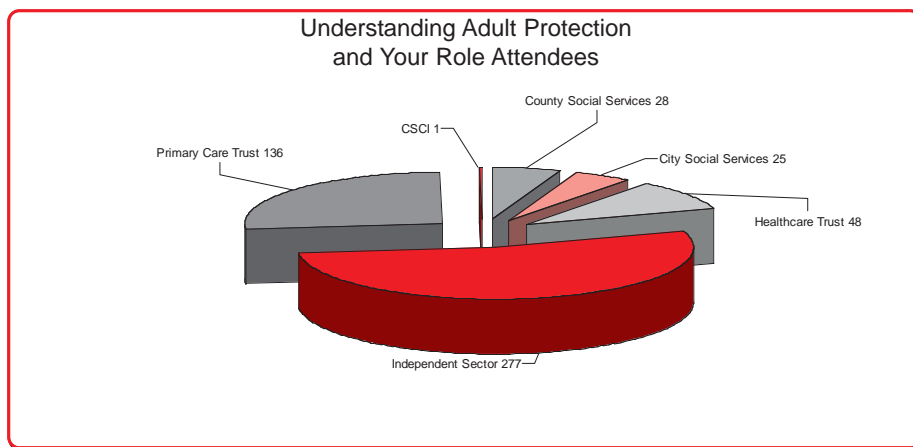


figure 11

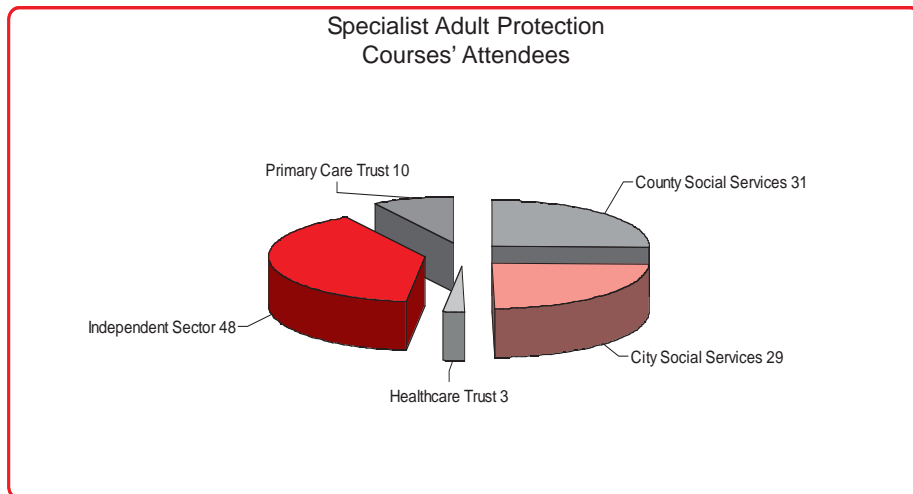


figure 12

### Telephone Calls to the APU

Source	2001-2002	2005-2006
County Social Services	28	139
City Social Services	11	52
Health	4	53
Member of Public	5	2
Independent Sector	3	140
Voluntary Sector	1	7
Police	0	1
Education	0	1
District Council	0	2
CSCI	0	11
Other	0	4
<b>TOTAL</b>	<b>52</b>	<b>412</b>

There has been an 800% increase in calls for advice to the APU since 2001

figure 13

### Expenditure

ITEM	Cost	TOTAL
<b>Employee Costs</b>		
- Staff, Transport and Subsistence	114,497.39	<b>114,497.39</b>
<b>Premises</b>		
- Rent/Telephones/Cleaning	12,324.13	<b>12,324.13</b>
<b>Supplies and Services</b>		
- Printing Costs ( Inc. Procedures, newsletters & annual report)	10,019.38	
- Stationery/Postage	2609.89	
- Mobile Telephone	95.03	
- Office Equipment	443.96	
-Internet Set-up and Charges	1,142.00	
- Hospitality	140.49	
- Books/Publications/Subscriptions	389.49	
- Computer Equipment	2,743.52	
		<b>17,583.76</b>
<b>Training</b>		
- Room & Equipment Hire	5,432.37	<b>5,432.37</b>
<b>Monies Carried Over</b>		
	20,000.00	<b>20,000.00</b>
<b>Total Expenditure</b>		<b>169,837.65</b>
Income from Nottinghamshire Social Services	-79,067.65	
Income from Nottingham City Social Services	-35,475.00	
The 8 Nottingham & Nottinghamshire PCT's	-54,179.00	
National Training Strategy Grant	-1,116.00	
<b>Total Income</b>		<b>-169,837.65</b>
		<b>169,837.65</b>

figure 14