

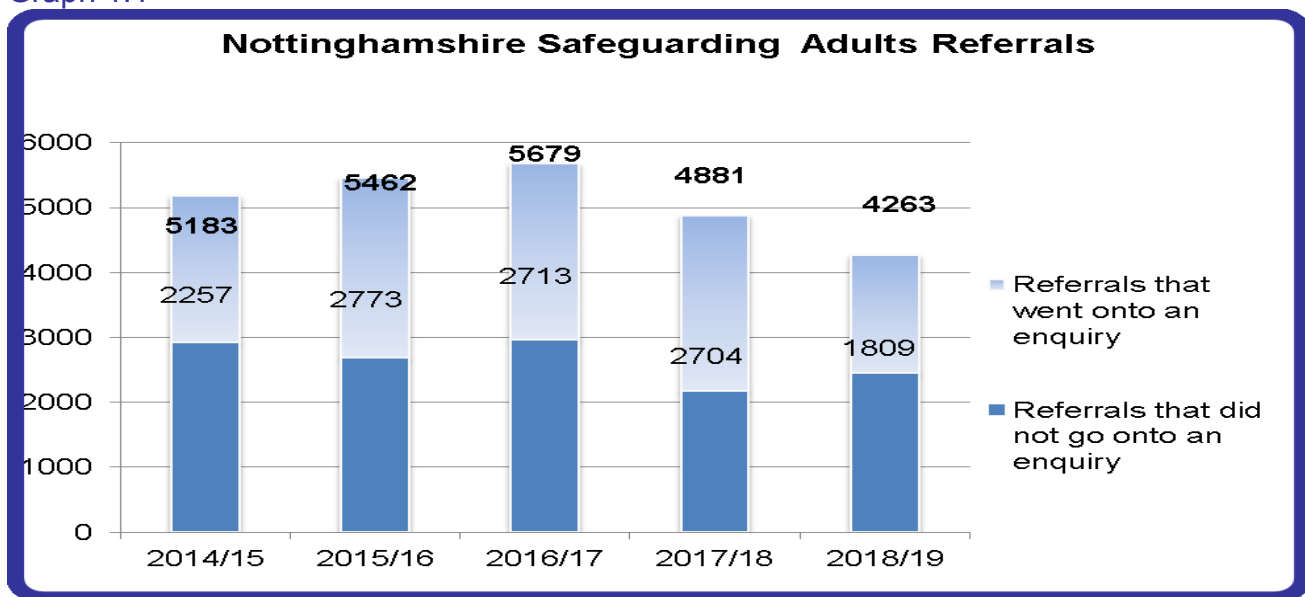
Safeguarding Adults Data Report 2018/19

Introduction

This section looks at the data relating to safeguarding referrals and those that resulted in Section 42 enquiries.

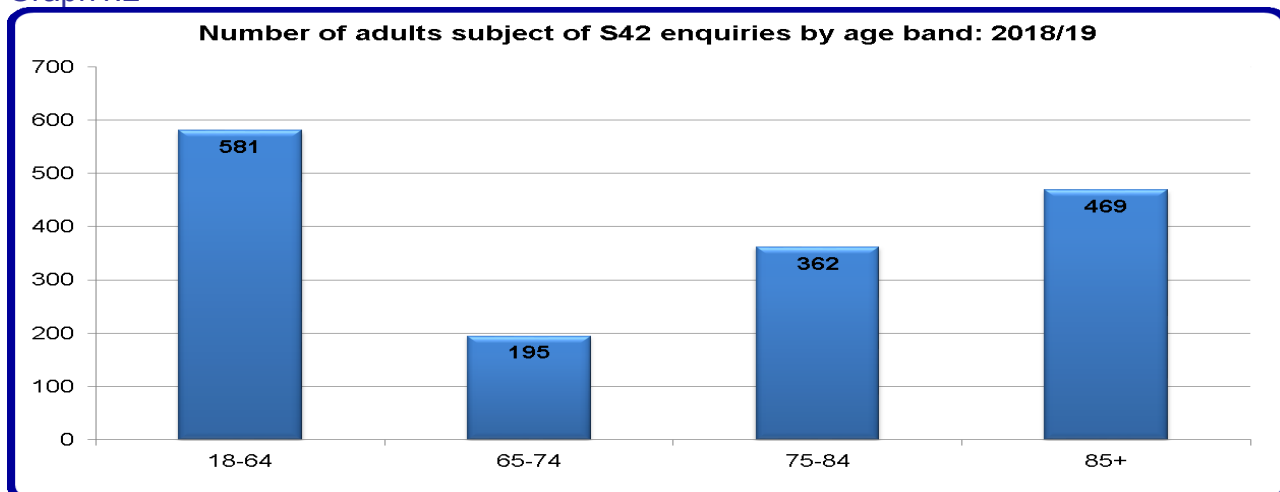
Referrals and enquiries

Graph 1.1



Graph 1.1 shows the trend for the number of safeguarding referrals and enquiries year on year in Nottinghamshire. This is the second year that the number of safeguarding adults referrals have fallen with 4263 received during 2018/19 which was 618 fewer than in 2017/18. At 1809, there were also 891 fewer section 42 enquiries.

Graph 1.2



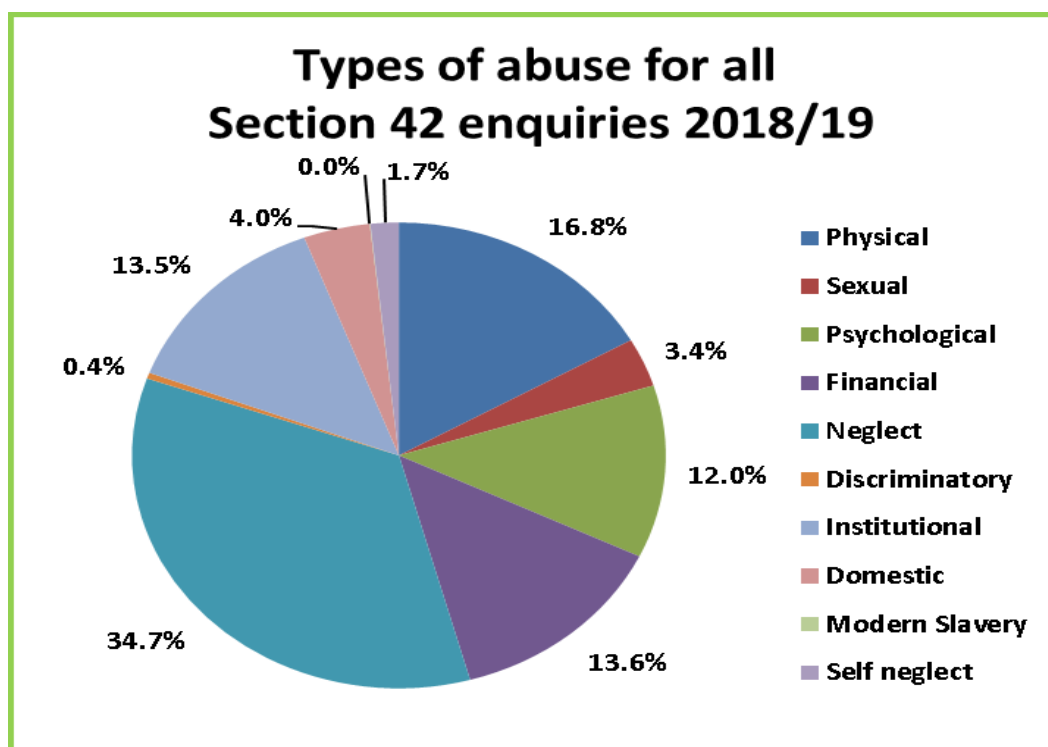
Graph 1.2 shows that, during the reporting, year 1607 adults were the subject of safeguarding enquiries which was 611 fewer than in 2017/8.

Abuse

Table 1.3

Type of abuse	Physical	Sexual	Psychological	Financial	Neglect	Discriminatory	Institutional	Domestic	Modern Slavery	Self neglect
Total 2018/19	491	99	351	397	1015	12	394	118	1	50
Total 2017/18	705	130	419	397	1236	12	408	86	8	58

Graph 1.4



Please note that multiple types of abuse can be recorded for single enquiries

Table 1.3 and graph 1.4 show that the two biggest categories of abuse in all safeguarding enquiries in 2018/19 continued to be neglect at 34.7% and physical abuse at 16.84%. It should be noted however that the overall number of cases were generally lower reflecting the reduction in the overall number of section 42 enquiries. The number of section 42 enquiries involving domestic abuse had increased in 2018 whilst those involving financial and discriminatory abuse remained the same.

Making Safeguarding Personal

Graph 1.5



The NSAB Quality Assurance Sub-Group monitored of MSP performance indicators.

The proportion of those asked about their desired outcomes has increased from 75.8% to 81.7%.

Overall satisfaction with the outcome of their safeguarding incident remains high at 78.7% and 72.6% of adults of adults had their desired outcome fully achieved.

The percentage of adults who have been subject to two or more enquiries in a twelve-month period is 9.9%. This reflects the reduction in the number of Section 42 enquiries in 2018/19.

Risk is removed or reduced for 67.9% of adults but it should be noted, in accordance with the principles of making safeguarding personal, adults can choose to live with a degree of risk.