

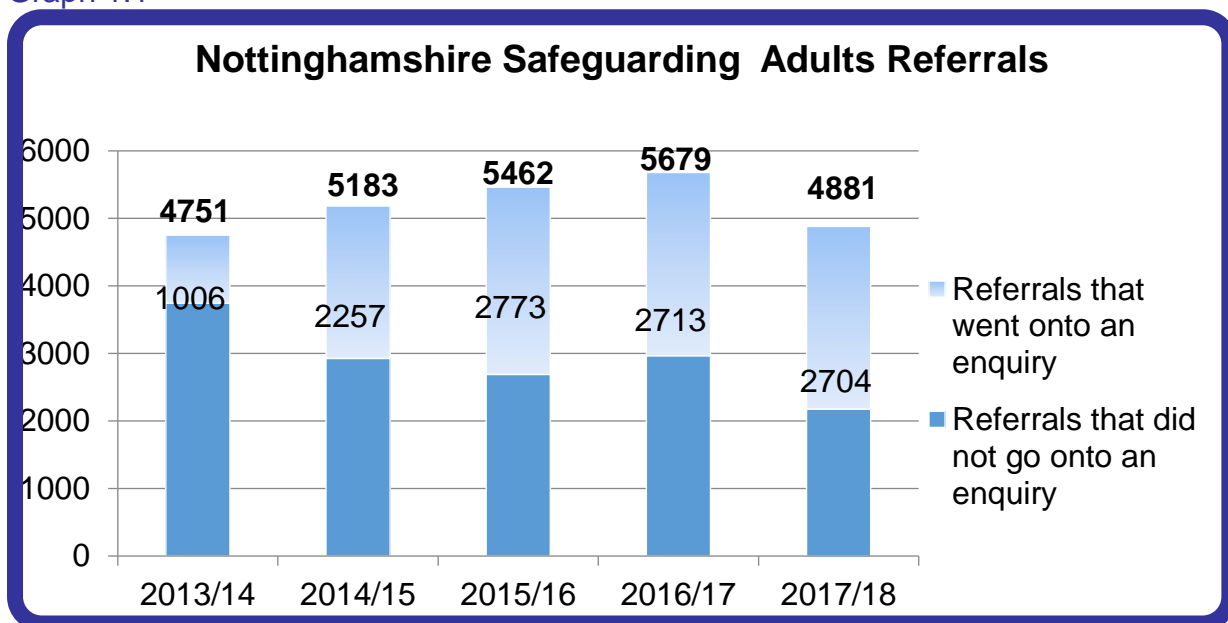
Safeguarding Adults Data Report 2017/18

Introduction

This section looks at the data relating to safeguarding referrals and those that resulted in Section 42 enquiries.

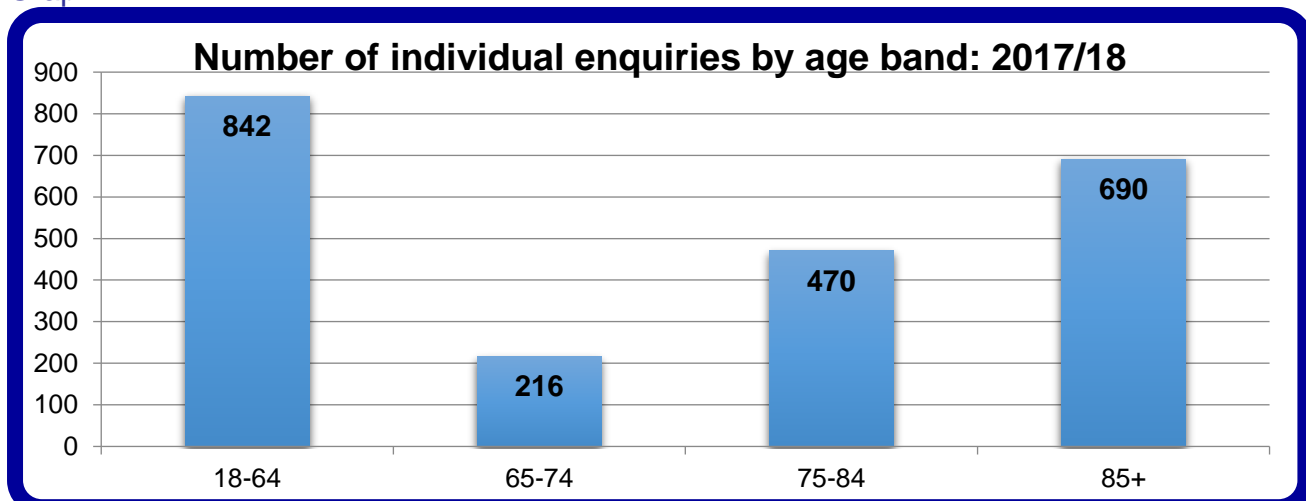
Referrals and enquiries

Graph 1.1



Graph 1.1 shows the trend for the number of safeguarding referrals and enquiries year on year in Nottinghamshire. This is the first year that the number of safeguarding adults referrals have fallen with 4881 received during 2017/18 which was 798 fewer than in 2016/17. There were also 9 fewer enquiries. The proportion of referrals that led to a Section 42 enquiry was 55.4% which was 7.6% higher than in 2016/17.

Graph1.2



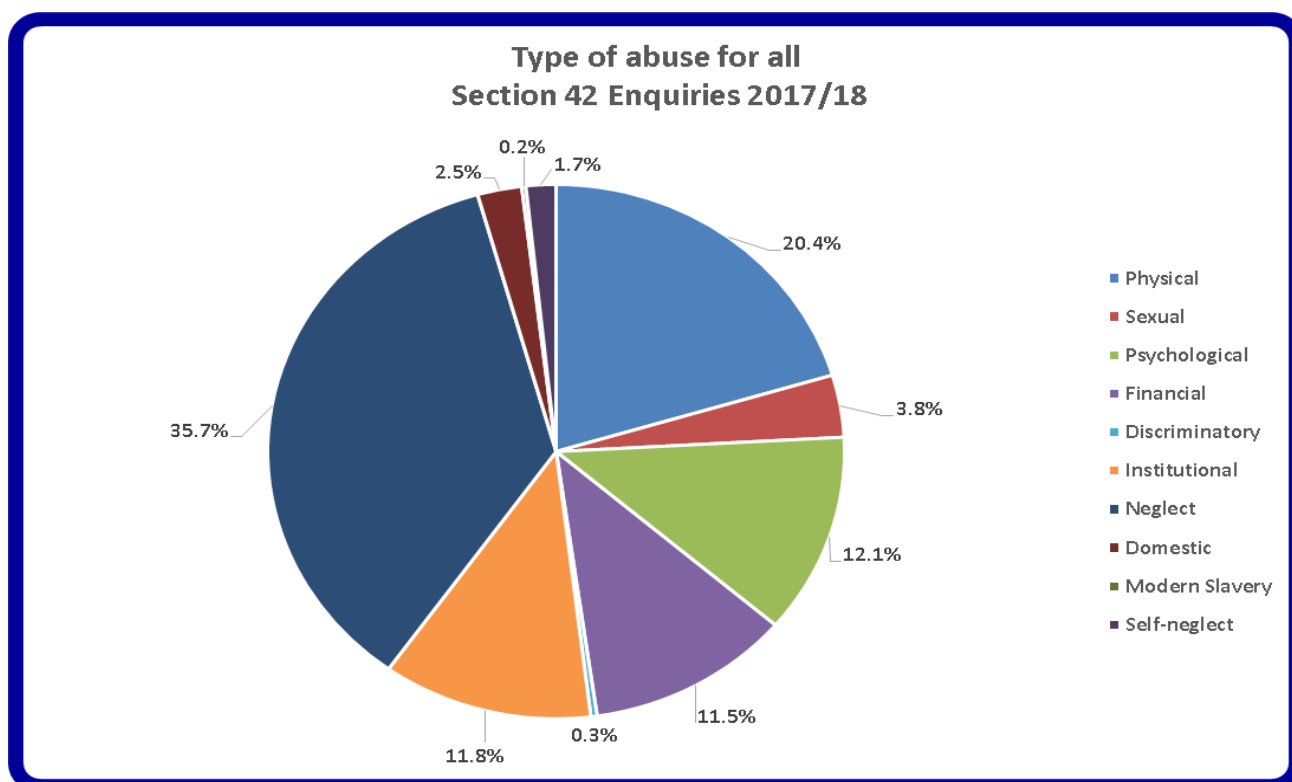
Graph 1.2 shows that during the reporting year 2218 individuals were involved in safeguarding enquiries which was 84 fewer than in 2016/7.

Abuse

Table 1.3

Type of abuse	Physical	Sexual	Psychological	Financial	Discriminatory	Institutional	Neglect	Domestic	Modern Slavery	Self-neglect
Total 2017/18	705	130	419	397	12	408	1236	86	8	58
Total 2016/17	835	135	375	437	34	392	1131	73	6	56

Graph 1.4

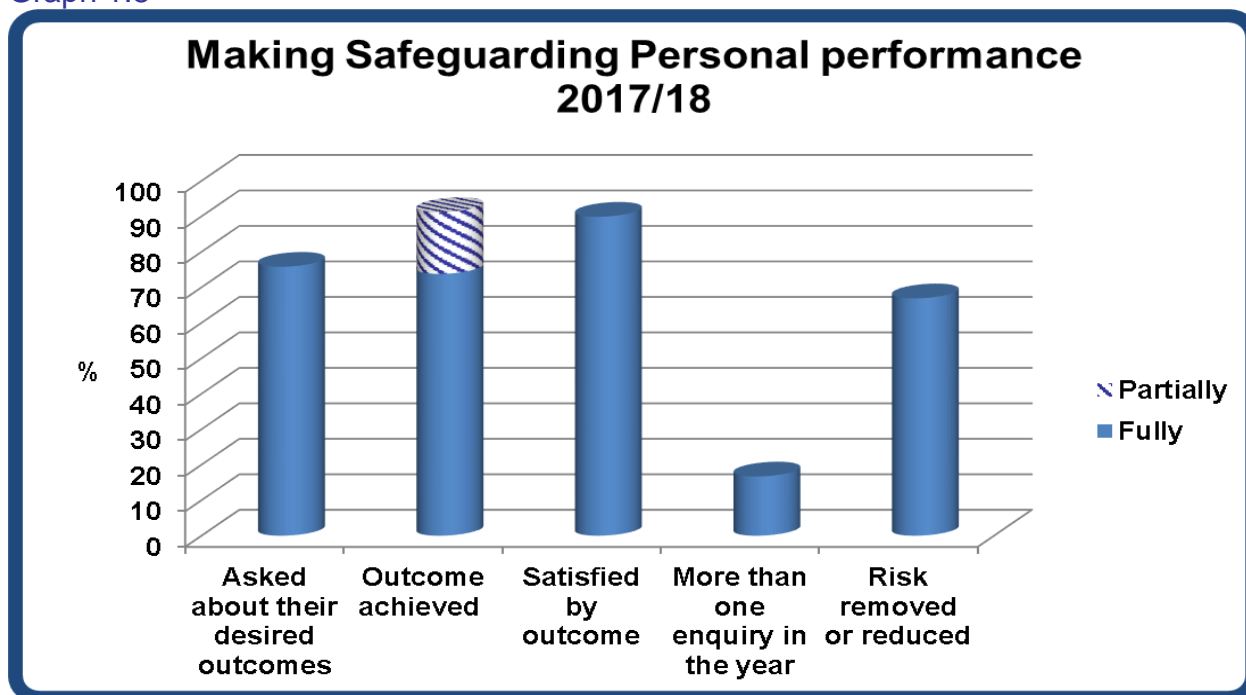


Please note that multiple types of abuse can be recorded for single enquiries

Table 1.3 and graph 1.4 show that the two biggest categories of abuse in all safeguarding enquiries in 2017/18 continued to be neglect at 35.7% and physical abuse at 20.4%. It should be noted however that the overall number of cases involving allegations of neglect had increased whilst those involving physical abuse had reduced from the figures in 2016/17.

Making Safeguarding Personal

Graph 1.5



The NSAB Quality Assurance Sub-Group undertook audits and analysis against a number of MSP performance indicators. The findings of these were raised with Adult Social Care managers, and both staff and providers were supported to improve performance levels.

The proportion of those asked about their desired outcomes has increased from 70.8% to 75.8%.

Overall satisfaction with the outcome of their safeguarding incident remains high at 89.9% and 73.8% of adults had their desired outcome fully achieved.

The percentage of adults who have been subject to two or more enquiries in a twelve-month period is 16.7%. This is partially down to a reduction in the number of adults subjected to abuse in 2017/18.

Risk is removed or reduced for 66.9% of adults but it should be noted in accordance with the principles of making safeguarding personal adults can choose to live with a degree of risk.